



WATER COOLERS

A172.8UBL Series

MODEL A172108F-UBL-BF1
 BARRIER FREE, WALL MOUNTED
 UNIVERSAL BI-LEVEL WITH -BF1 PUSHBUTTON
 OPERATED BOTTLE FILLER

STANDARD FEATURES

- Child or Adult ADA Compliant (when properly installed)
- Universal Bi-Level -Can be installed left high or right high with no additional parts
- Granite powder coated apron and one-piece bottom wrapper
- Flexible, Low Flow, anti-rotation, non-squirt bubbler
- 100 mesh inlet strainer
- Vandal resistant screws
- Hanging bracket provided
- Auto-stop allows service of cartridge and strainer without shutting off water supply
- Laminar Flow Water Supply
- 1 G.P.M. Fill Rate
- 100% Lead & Brass Free

SUGGESTED SPECIFICATIONS

Model A172108F-UBL-BF1 is a bi-level, self-contained, pressurized water cooler that shall deliver a minimum of 8.0 GPH (30.3 LPH) of water at 50°F (10°C) cooled from 80°F (26.7°C) inlet water and 90°F (32.2°C) ambient. Units shall be activated from a pushbutton in the front, using less than 5 pounds of force. Bubblers shall deliver a 0.3 GPM flow, have a flexible guard with an integrally designed non-squirt feature and operate on a water pressure range of 20-105 psig. Basins shall be constructed from 304 stainless steel and have an integral drain. Unit includes model BF1 pushbutton operated bottle filler. Drinking fountain and bottle filler cabinets shall be either galvanized steel with granite powder coat or stainless steel. Cooling system shall use R-134a refrigerant and be capillary tube regulated. An adjustable thermostat with an off position shall regulate the refrigeration system Both units shall be listed by Underwriters Laboratories for both the US and Canada and is compliant to the Air Conditioning and Refrigeration Institute Standard 1010. Unit is certified to ANSI A117.1, Public Law 111-380 (NO-LEAD), CHSC 116875 and NSF/ANSI 61, Section 9. Fixture meets ADA, ADA Standing Person, and ADA Child requirements when mounted appropriately.

Model Number	GPH*	Rated Watts	Full Load Amps	Approx. Shipping Weight
A172108F-UBL	8.0	335	4.4	56 lbs.

* GPH of 50°F water at 90°F ambient room temperature and 80°F inlet water temperature
 Compressor motor operates on 115 Volt / 60 Hz single phase.



Please visit www.murdockmfg.com for most current specifications.



Model A172108F-UBL-BF1 Shown
 ** U.S. DESIGN PATENT PENDING



"INDOOR USE ONLY"

MODEL:

(Must Specify)

FLEXIBLE BUBBLER

- A172108F-UBL-BF1 Granite Finish (Shown)
- A172408F-UBL-BF1S Satin Stainless Finish


LEAD-FREE STAINLESS STEEL BUBBLER

- A172108S-UBL-BF1 Granite Finish
- A172408S-UBL-BF1S Satin Stainless Finish

OPTIONS

(additional costs may be incurred)

- CSC3 Concealed support carrier
- GF1 Glass filler with lever handle
- SK5 Skirt kit for upper unit
- WF1 1500 gallon capacity, NSF 42+53, 1 micron lead reduction filter
- 220V 220 volt / 50 Hz compressor



Complies with the following standards:

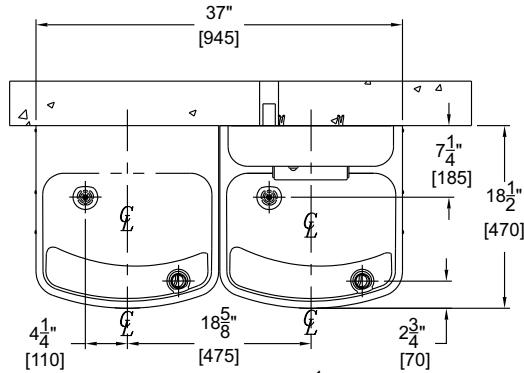
Test rating conditions are compliant with ARI 1010.



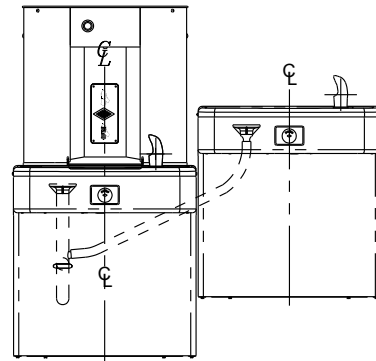
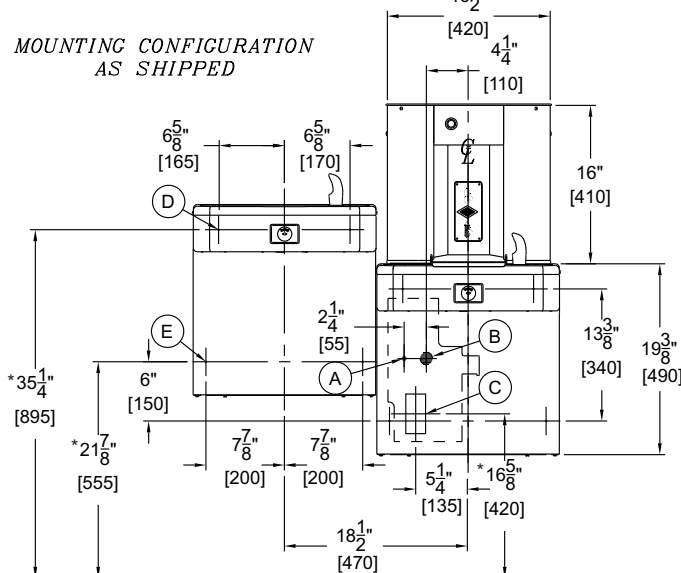
WATER COOLERS

All dimensions are subject to manufactures tolerance of plus or minus 1/8" nominal and subject to change without notice. Murdock Mfg. assumes no responsibility for use of void or superseded data. Dimensions may change with the addition of optional accessories. Murdock Mfg.™, Member of Morris Group International™. Please visit www.Murdockmfg.com for most current specifications.

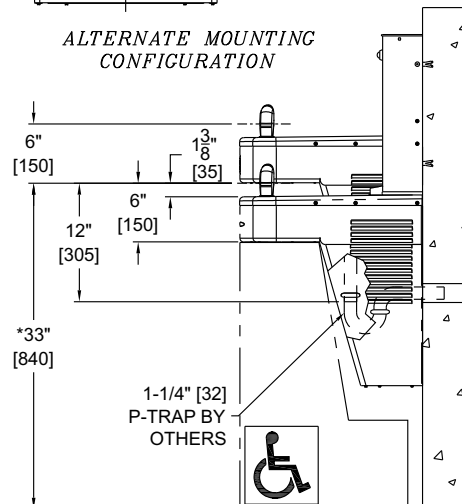
A172.8 Series MODEL A172108F-UBL-BF1 BARRIER FREE, WALL MOUNTED BI-LEVEL WITH -BF1 PUSHBUTTON OPERATED BOTTLE FILLER



MOUNTING CONFIGURATION AS SHIPPED



ALTERNATE MOUNTING CONFIGURATION



GENERAL NOTES:

1. ALL DIMENSIONS ARE IN INCHES [MM]
2. ALLOW 4 INCHES [102 MM] MINIMUM CLEARANCE PER SIDE FOR VENTILATION
- *3. DIMENSIONS SHOWN ARE FOR RECOMMENDED ADULT HEIGHT. ADJUST VERTICAL DIMENSIONS AS NECESSARY TO COMPLY WITH FEDERAL, STATE, & LOCAL CODES.
4. STOP VALVE, P-TRAP, & ELECTRICAL OUTLET NOT SUPPLIED.
5. IMPORTANT: COOLERS MUST BE ATTACHED TO WALL WITH APPROPRIATE WALL ANCHOR SCREWS.

- SIDE VIEW*
- A. 3/8" NCT SUPPLY INLET
 - B. WASTE OUTLET FOR 1-1/4" P-TRAP BY OTHERS.
 - C. ELECTRICAL SERVICE ROUGH.
 - D. Ø3/8" HANGER BRACKET PUNCHING, 3 PLACES FOR ANCHORING HARDWARE BY OTHERS.
 - E. Ø1/4" PUNCHING, 2 PLACES FOR ANCHORING HARDWARE BY OTHERS.

Murdock Mfg.™ warrants that its products are free from defects in material or workmanship under normal use and service for a period of one year from date of shipment. Murdock's liability under this warranty shall be discharged solely by replacement or repair of defective material, provided Murdock™ is notified in writing within one year from date of shipment, F.O.B. Industry, California.

SELECTION SUMMARY & APPROVAL FOR MANUFACTURING

Model Number & Options _____ Quantity _____

Company _____

Contact _____ Title _____

Signature (Approval for Manufacturing) _____ Date _____

All dimensions are subject to manufactures tolerance of plus or minus 1/8" nominal and subject to change without notice. Murdock assumes no responsibility for use of void or superseded data. Dimensions may change with the addition of optional accessories. Murdock Mfg.™, Member of Morris Group International™. Please visit www.murdockmfg.com for most current specifications.