



# HYDRANTS

## M-3615 GUARDIAN PLUS DUAL CHECK

**1/4 TURN NON-FREEZE HYDRANT WITH AUTOMATIC DRAINING, INTEGRAL VACUUM BREAKER, INTEGRAL SERVICE SHUT-OFF VALVE AND DUAL CHECK VALVE**

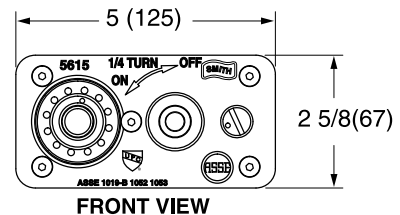
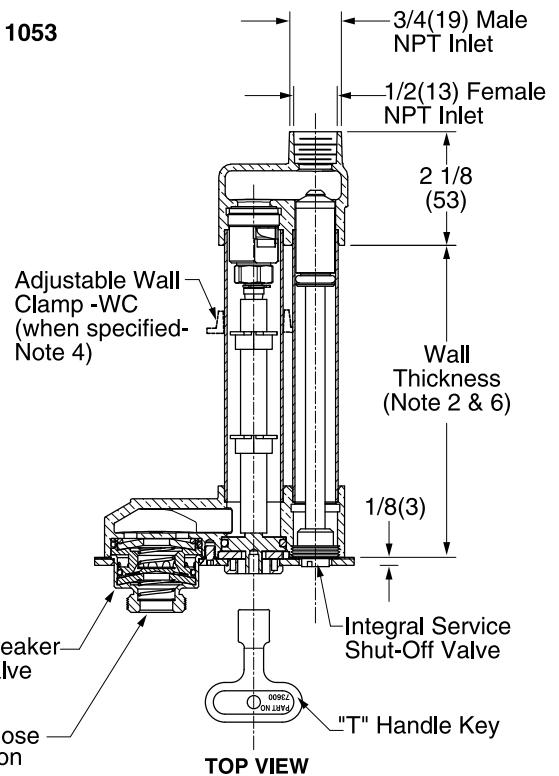
**FUNCTION:** For installation in interior or exterior walls where an exposed hose connection is acceptable. It provides positive non-freeze protection and integral water service shut-off. Adaptable to all types of wall construction.

**1/4 Turn of the Key Allows Full Flow to be Obtained**

**Meets ASME A112.21.3M  
Complies with ASSE 1019-B, 1052 & 1053  
IAPMO Listed - File # 2749**

**NOTES:**

1. Recommended wall opening 3-3/16" (83) x 8-1/2" (215).
2. When ordering, specify wall thickness in 1" (25) increments as follows 5,6,7,8,9.....24.
3. All hydrants are manufactured with "NO-LEAD" brazing rings and USDA Approved lubricants.
4. When wall clamp -WC is desired, increase wall thickness dimension by 2" (51).
5. Add 3/4" (19) to Overall Length When Specified.
6. When specifying -SAP mild climate the wall the wall thickness shall be 3" (76).
7. Dimensions shown in parentheses are in millimeters.
8. The California Lead Laws and NSF/ANSI Standards 61-2008 - Drinking Water System Components are not applicable to this hydrant as it is not intended to convey/dispense water for human consumption through drinking or cooking.
9. An additional inlet isolation or shut-off valve is usually not needed with this hydrant, but if required it should be mounted ten (10) feet or more away from the hydrant inlet.
10. Working Pressure:  
25 psi to 125 psi (172 kPa to 862 kPa)
11. Temperature Range:  
33°F to 140°F (.6°C to 60°C).
12. This ASSE 1019 device shall not be subjected to more twelve (12) hours of continuous water pressure.
13. FOR IRRIGATION PURPOSES ONLY



Seepage of a small amount of water may occur from the vacuum breaker upon initial opening and closing of the hydrant. This is normal operation.

FIG. M-3615

**REGULARLY FURNISHED:**  
Bronze Quarter Turn Non-Freeze Automatic Draining Hydrant with Stainless Steel Face, Hose Connection, Integral Vacuum Breaker, Integral Service Shut-Off Valve, Dual Check Valve and "T" Handle Key.

**VARIATIONS:**

- Adjustable Wall Clamp -WC (Note 4)
- 1" Hose Connection -HC1
- 1" Male NPT Inlet Connection -IC1 (Note 5)
- Mild Climate -SAP (Note 6)
- Wheel Handle -WH

**OPTIONAL MATERIALS:**

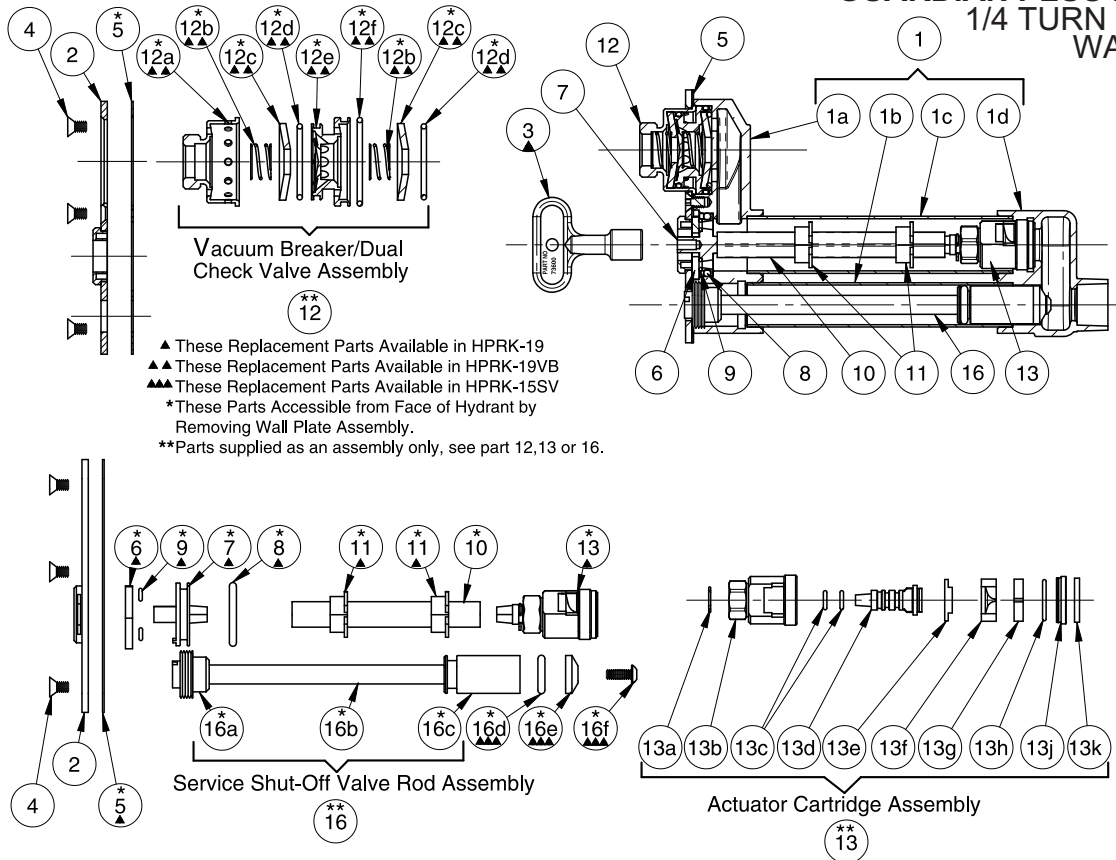
- Polished Bronze Face -PB
- Chrome Plated Face -CP

Please visit [www.murdockmfg.com](http://www.murdockmfg.com) for most current specifications.



# HYDRANTS

## Hydrant Part List GUARDIAN PLUS DUAL CHECK 1/4 TURN NON-FREEZE WALL HYDRANT



▲ These Replacement Parts Available in HPRK-19  
 ▲▲ These Replacement Parts Available in HPRK-19VB  
 ▲▲▲ These Replacement Parts Available in HPRK-15SV  
 \* These Parts Accessible from Face of Hydrant by Removing Wall Plate Assembly.  
 \*\* Parts supplied as an assembly only, see part 12, 13 or 16.

HYDRANT PARTS LIST							
NO.	DESCRIPTION	NO.	DESCRIPTION	NO.	DESCRIPTION	NO.	DESCRIPTION
1	Casing Assembly	8	Moveable Operator O-Ring	12e	**Flow Diverter	13h	**O-Ring
1a	Head	9	Drain Hole Seal (2)	12f	**Large O-Ring	13j	**O-Ring Gasket Retainer
1b	Casing	10	Operator Rod	13	Actuator Cartridge Assembly	13k	**Rubber Seal
1c	Casing	11	Operator Rod Guides (2)	13a	**Retaining Ring	16	Service Valve Rod Assembly
1d	Valve Housing	12	Vacuum Breaker/Dual Check Valve Assembly	13b	**Valve Body	16a	**Service Valve Operator
2	Wall Plate Assembly	12a	**Vacuum Breaker Housing	13c	**Actuator O-Ring (2)	16b	**Service Valve Rod
3	Key	12b	**Spring (2)	13d	**Valve Actuator	16c	**Service Valve Plunger
4	Wall Plate Securing Screw (5)	12c	**Cone Washer (2)	13e	**Nylon Thrust Washer	16d	Service Valve O-Ring
5	Wall Plate Gasket	12d	**Small O-Ring	13f	**Rotating Ceramic Disc	16e	Service Valve Conical Washer
6	Stationary Operator Piece			13g	**Fixed Ceramic Disc	16f	Service Valve Washer Screw
7	Moveable Operator Piece						

**ONE YEAR LIMITED WARRANTY** - Parts are warranted for one (1) year from date of shipment.

SELECTION SUMMARY & APPROVAL FOR MANUFACTURING	
<p><small>All dimensions are subject to manufactures tolerance of plus or minus 1/2" nominal and subject to change without notice. Murdock Mfg. assumes no responsibility for use of void or superseded data. Dimensions may change with the addition of optional accessories. Murdock Mfg.™, Member of Morris Group International™. Please visit <a href="http://www.Murdockmfg.com">www.Murdockmfg.com</a> for most current specifications.</small></p>	Model Numbers & Options _____ Quantity _____ Company _____ Date _____ Contact _____ Title _____ Approval for Manufacturing/Signature _____