




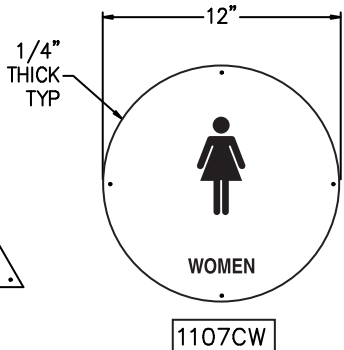
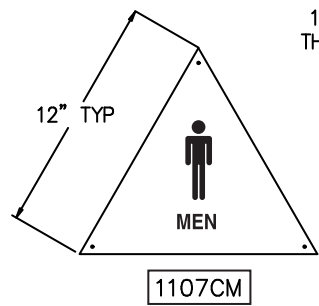
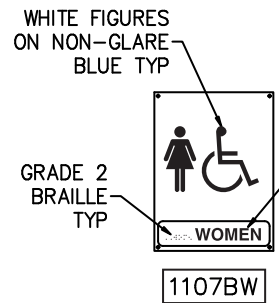
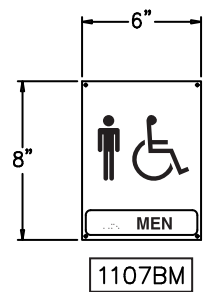
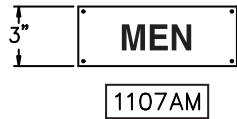
RESTROOM ACCESSORIES

1107

MURDOCK-SUPER SECUR RESTROOM ACCESSORIES

MODEL # 1107 SERIES

RESTROOM SIGNS



TECHNICAL DATA:

Signs are blue plastic with white lettering and figures. All signs include mounting holes for 1/8" pop rivets.

1107A series signs are commonly mounted on building modesty screens to identify restroom entrances.

1107B series ADA signs should be mounted on the wall adjacent to the latch side of the door at a height of 60" to the center of the sign. These signs meet ADA requirements, including lettering and Braille.

1107C series signs should be mounted centered on the door at a height of 60". Lettering and pictograms are not required and may vary from illustration. These signs are required by some states in addition to the 1107B series ADA signs above.

MODEL NUMBER:

- 1107AM "MEN" Sign
- 1107AW "WOMEN" Sign
- 1107AU "RESTROOM" Sign
- 1107BM Men Sign with ADA Braille
- 1107BW Women Sign with ADA Braille
- 1107BU Restroom Sign with ADA Braille
- 1107CM Triangular Men Sign
- 1107CW Circular Women Sign
- 1107CU Circular-Triangular Restroom Sign

SELECTION SUMMARY & APPROVAL FOR MANUFACTURING	
<p><i>All dimensions are nominal and subject to manufacturer's change without notice. Murdock-Super Secur assumes no responsibility for use of void or suspended data. © Copyright 2006, Murdock-Super Secur, a division of Acorn Engineering Company. Please visit www.murdock-supersecur.com for most current specifications.</i></p>	Model Numbers & Options _____ Quantity _____
	Company _____ Date _____
	Contact _____ Title _____
	Approval for Manufacturing/Signature _____