


# URBAN ACCESSORIES



465 E 15th Street, Tacoma, WA 98421  
1.877.487.0488 | 1.253.572.1112

This print is the property of Urban Accessories, Inc. and is loaned to the recipient subject to be returned on demand. All contents herein are confidential and must not be copied or submitted to outside parties for examination without the express written consent of Urban Accessories, Inc.

If you received these documents in mistake please contact sales@urbanaccessories.com.

<b>Project Name</b>	Blank
<b>Specified By</b>	Blank
<b>Sales Contact</b>	sales@urbanaccessories.com
<b>Project Location</b>	Tacoma, WA
<b>Page #</b>	1 of 1

Additional Notes

## RC GRATE

6" x 18"

## STANDARD SPECIFICATIONS

- Material will be high quality 100% gray iron, ASTM A48 class 35b or better, hardness 170-223 brinell (unless specified otherwise; see below).
- Finish will be natural patina of raw material (unless specified otherwise; see below).
- Frame is load rated for pedestrian traffic only (unless specified otherwise; see below).
- **Dimensions are nominal.**

## OPTIONS

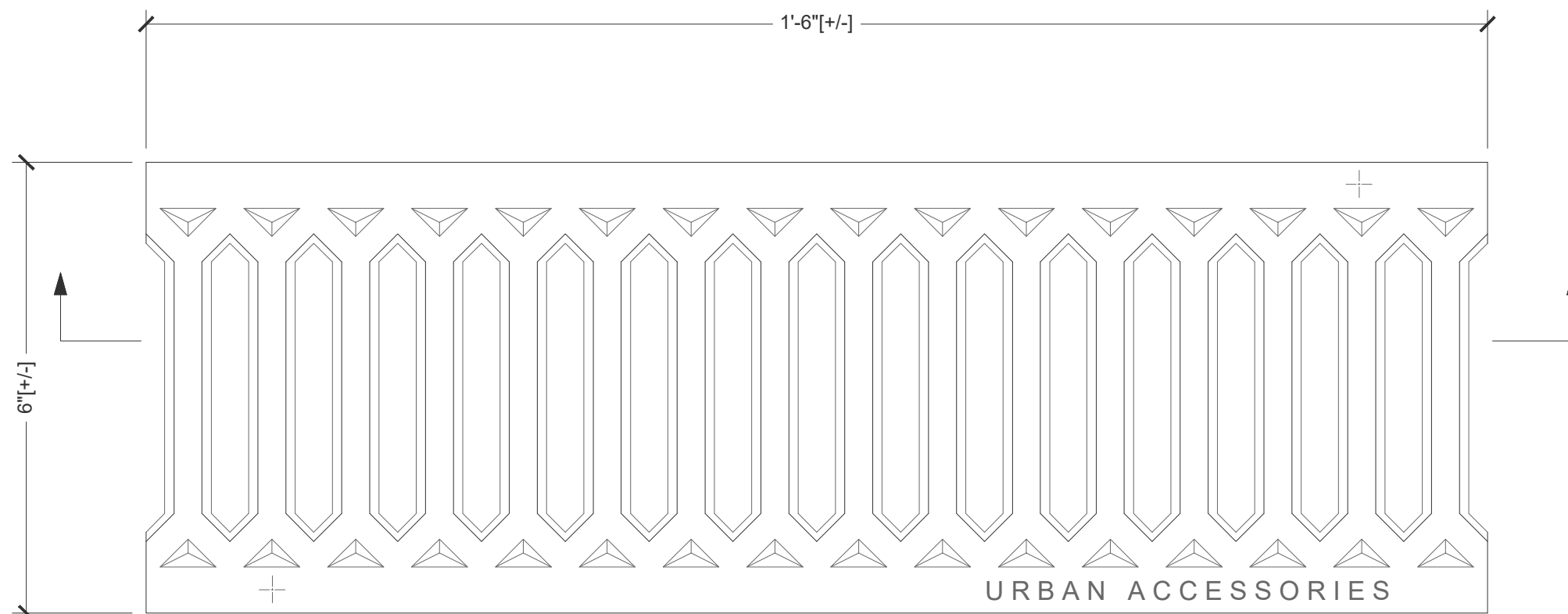
- Materials:**
- Gray Iron, ASTM A48
  - Ductile iron, (All load ratings higher than pedestrian) ASTM A536 class 65-45-12
  - Aluminium, ASTM B26
  - Nickel Bronze, ASTM B584
  - Bronze, ASTM B584
- Finishes:**
- Raw (standard)
  - Rust Conditioner
  - Polyester powdercoat (Specify color)
  - Liquid coat (Specify color)
  - Brush
  - Polish
  - Galvanized
  - Other: \_\_\_\_\_ (With approval from UA)

## ADDITIONAL NOTES

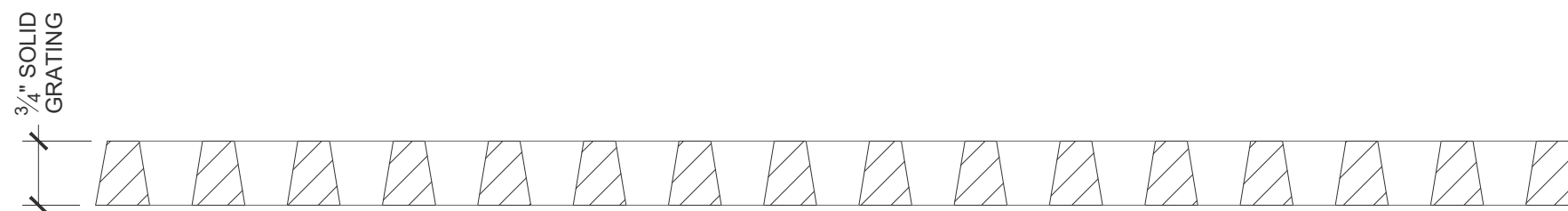
- Grate is  $\frac{3}{8}$ " thick at edge.
- No openings greater than  $\frac{1}{2}$ ", in conformance with ADA Accessibility Guidelines.
- By default, the last grate in a trench drain will be sheared to meet a drain length specified at the time of order. Alternately, the trench drain length may be adjusted to the nearest whole grate (tolerances in the grate size WILL compound across the overall run). Please provide instructions in the comments section below.
- 28.6 sq. in. open area per grate.

## DRAWING INFO

<b>Drawn By</b>	RI
<b>Date Drawn</b>	3.19.2020



Plan  
Scale: 6" = 1' 0"



Cross Section  
Scale: 6" = 1' 0"